

<b>Meeting:</b>	<b>Safer Bromley Partnership Strategic Group</b>
<b>Date:</b>	<b>13<sup>th</sup> March 2014</b>
<b>Subject:</b>	<b>Performance Review 2013/2014 (Quarter 3)</b>
<b>Author:</b>	<b>Pratheepan Jeyapragasam, Crime Analyst</b> pratheepan.jeyapragasam@bromley.gov.uk

## 1 SUMMARY

1.1 This report is presented in order to update the Safer Bromley Partnership on the performance achieved against the targets set in the last year's Safer Bromley Partnership Strategic Group 2012/13. The report provides the latest performance monitoring data to 31<sup>st</sup> December 2013 (Quarter 3).

## 2 RECOMMENDATION

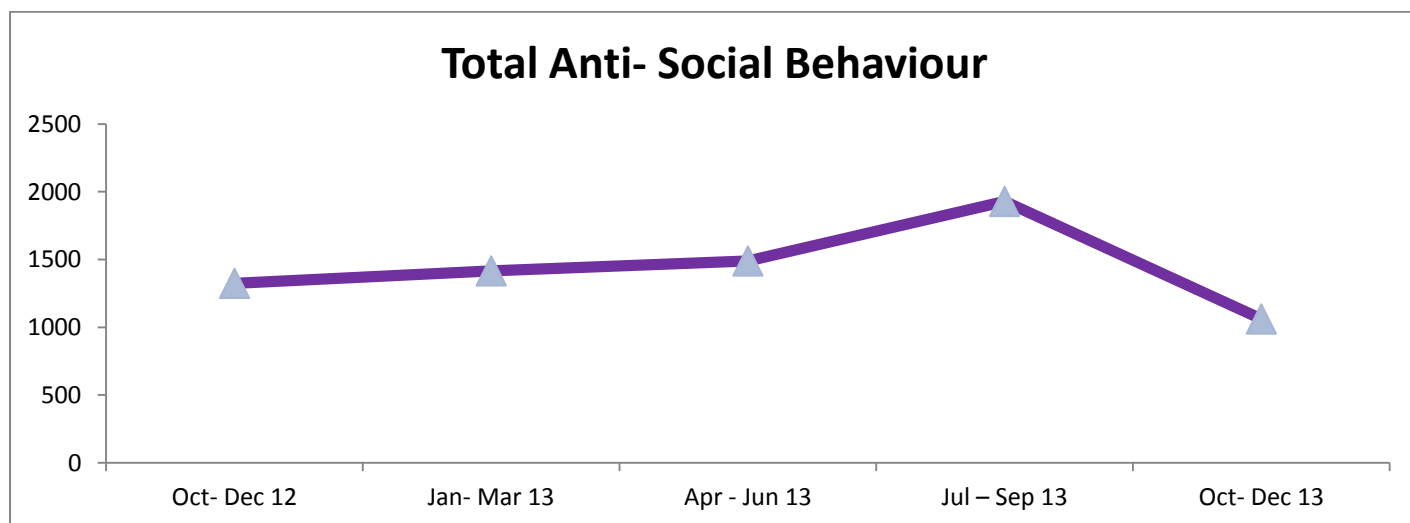
2.1 The Strategic Group is asked to:

- Note and comment on the performance information contained within the report.

## 3 BACKGROUND INFORMATION

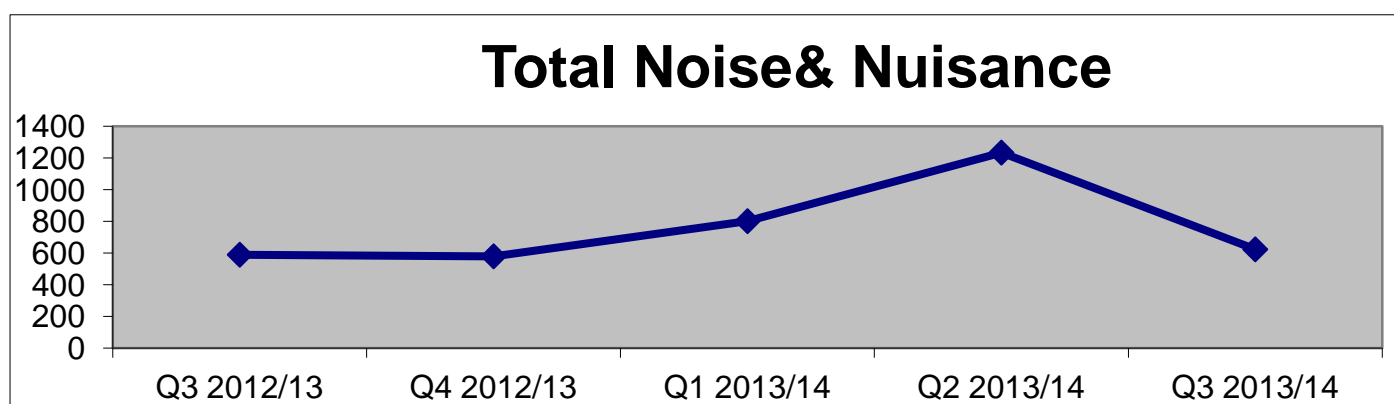
3.1 This report provides an update of performance at the end of Quarter 3 in the delivery year 2013/2014.

### *Performance Indicator 3 Reduction in Levels of Recorded Anti-Social Behaviour*

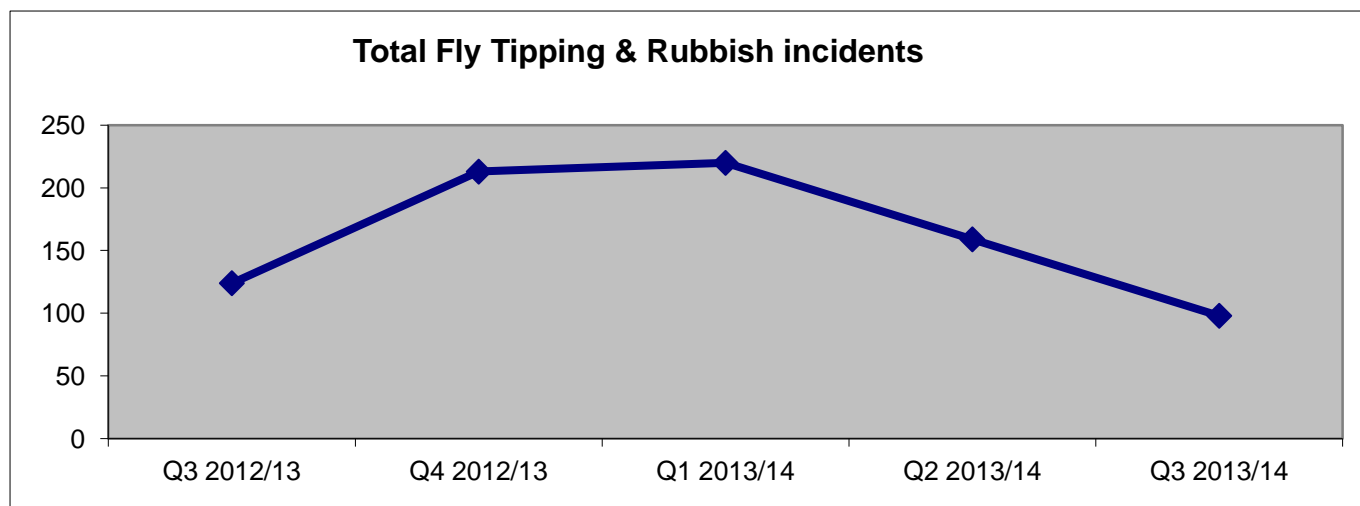


	Oct- Dec 12	Jan- Mar 13	Apr - Jun 13	Jul – Sep 13	Oct- Dec 13
Noise & Nuisance	589	579	801	1234	623
Graffiti	530	539	404	412	257
Fly Tipping / Rubbish Investigation	124	213	201	159	98
ASB to Council	81	85	83	123	83
<b>Total ASB</b>	<b>1324</b>	<b>1416</b>	<b>1489</b>	<b>1928</b>	<b>1061</b>

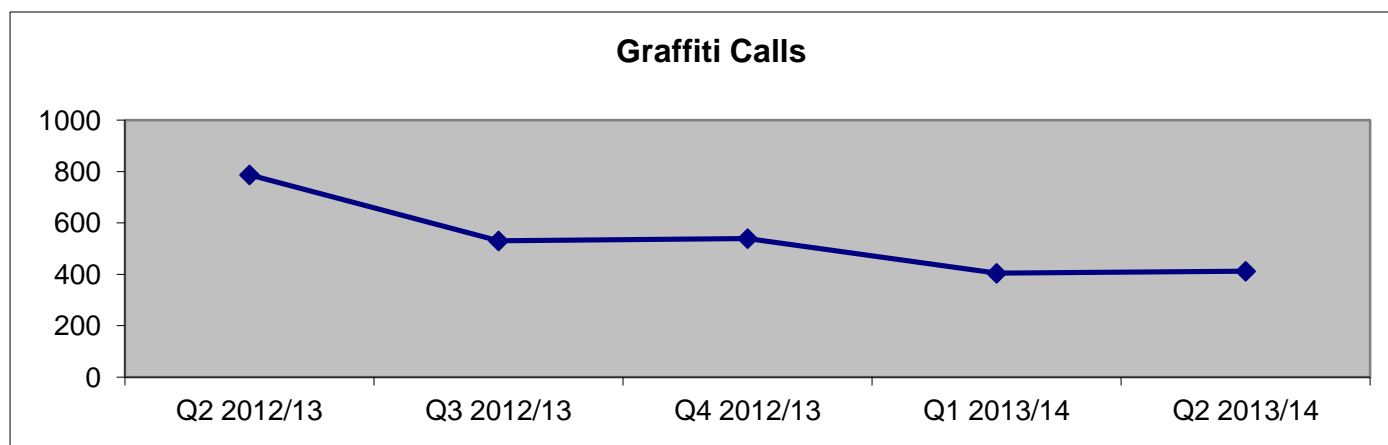
3.2 During the reporting period, the Borough has experienced a reduction of 263 (20%) incidents of ASB reported when compared with the same period last year.



3.3 As can be seen from the figure above, during the reporting period (October-December 2013), the Borough has experienced an increase of 34 (6%) incidents of Noise and Nuisance ASB reported when compared with the same period last year.

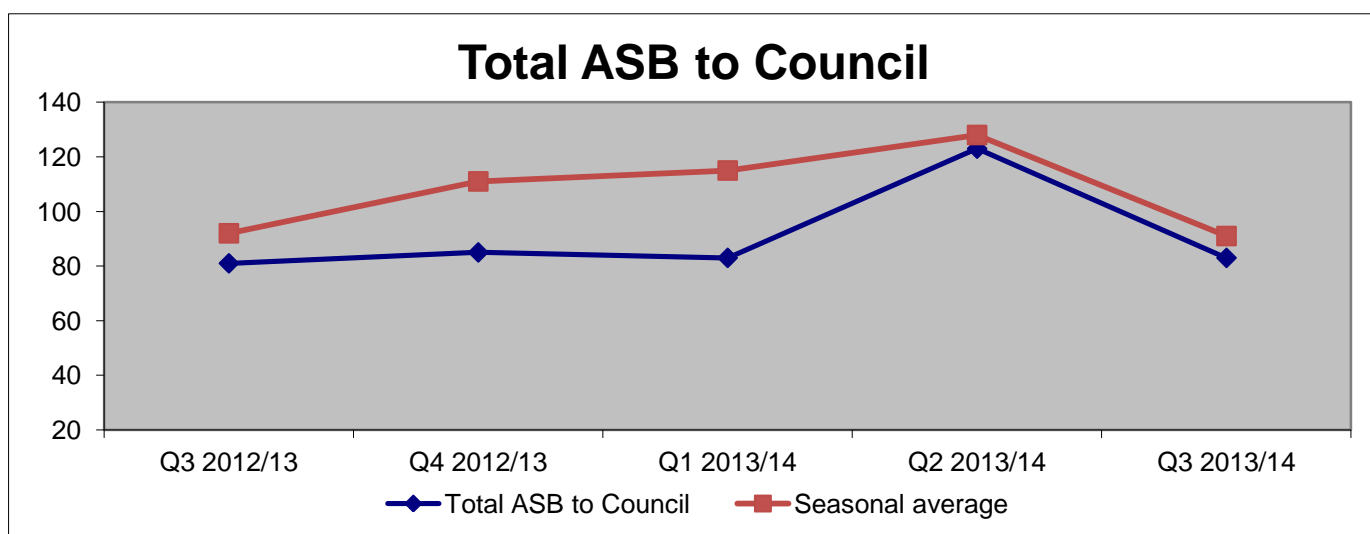


3.4 As can be seen from the figure above, during the reporting period, the Borough has experienced a reduction of 21 (20%) incidents of Fly Tipping ASB reported when compared with the same period last year.



3.5 As can be seen from the figure above, during the reporting period, the Borough has experienced a reduction of 273 (51%) incidents of Graffiti ASB reported when compared with the same period last year.

3.6 Cray Valley West, Chelsfield & Pratts Bottom, Orpington and Farnorough & Crofton were the main hotspots wards for reporting graffiti incidents.



3.7 October to December 2013 the Borough has experienced an increase of 2 (2%) incidents of ASB reported when compared with the same period last year.

## APPENDIX 1

Performance Indicator Portfolios:

<b>Anti Social Behaviour Portfolio</b>
<b>ASB:</b>
Noise & Nuisance
ASB to Council
Fly Tipping
ASB to Police
Graffiti